

### **Immanuel, God with us - Christmas 2020**

#### **Luke chapter 2 verses 1-20; Matthew chapter 2 verses 1-12.**

This GenR8 assembly presentation video focuses on the Christmas story and relates how Christians believe that Jesus is God's Christmas present to us. Jesus is referred to as Immanuel in the Bible - see Isaiah chapter 7 verse 14 and Matthew chapter 1 verse 22-23. Immanuel (or Emmanuel) means 'God with us', and Christians believe that God sent Jesus into the world so that we could know God through him. The presentation looks at the Christmas story through the eyes of the shepherds who remember that extraordinary night when they met Jesus after they were visited by the angels who told them of the birth of the special baby. It also tells the story of both the shepherds and the wise men through a fun song 'Celebration'.

### **Reflection**

- What is the best present you have ever had? What made it so special?
- Have you written a Christmas list? It is good to receive presents but also to give them.
- Imagine presents that others might like to receive – these could be an object, but also could be something like friendship or health.
- Why might Christians say Jesus was a special present to the world?
- The puppet thought that becoming a hamster would help him find his pet, Fidget. Do you imagine that 'becoming' someone or something else would be useful sometimes?
- Think about the Christian belief that God came to earth as a human being – Jesus.

### **Listening – who is Immanuel?**

Listen to different Christian songs and carols about Jesus as Immanuel:

[https://www.youtube.com/watch?v=iE\\_tuMplOho](https://www.youtube.com/watch?v=iE_tuMplOho)

<https://www.youtube.com/watch?v=EflthMfwlyl>

<https://www.youtube.com/watch?v=DPHh3nMMu-l>

<https://www.youtube.com/watch?v=iO7ySn-Swwc>

(this is an instrumental version of the Advent carol 'O Come O Come Immanuel' that the children might write their own words to)

What do they tell Christians about Jesus? Can the children write their own songs based on the Christian beliefs they have learned about? Or perhaps rewrite the words to a song they have listened to?

### **Class activities**

Hide the letters J E S U S around the room. Ask the children to find 'Jesus' in the classroom! Talk about the Christian belief that God came to earth as a human being - as Jesus.

Explore different images and paintings of Jesus' birth. There are many readily available on the internet. What can we learn about the Christian idea of 'God with us' through this artwork?

### **Story links**

Please check to see if these are suitable for your group:

BBC Teach version of the Nativity: <https://youtu.be/FrTFAZPQxpE>

Saddleback Kids version of shepherds <https://youtu.be/TJIC57EvYFo>

Saddleback Kids version of wise men <https://youtu.be/Zk1LhngROCM>

## Inspire Prayer Space Activity – Rejoice!

### Equipment

- Card
- Star stencil
- Pens
- Scissors
- Glue
- Glitter or shiny paper
- String and pegs

inspire  
prayer spaces



### Description

- The birth of Jesus brought great joy. The angel said to the shepherds, 'Do not be afraid. I bring you good news that will cause great joy for all the people.'
- This activity encourages pupils to think about what brings them joy.

### Instructions

- The Christmas story is full of joy and rejoicing as Jesus is born. Is there something that makes you joyful? Or perhaps there is something about the Christmas story that makes you joyful.
- Cut out a star, decorate it with glitter or shiny pieces of paper and write what makes you joyful on the back. You can add your name if you would like to.
- Hang the finished stars on a string somewhere in your classroom using pegs.

*Adapted from a Prayer Spaces in Schools resource*



**See below for activity sheets**

**God with Us**  
**Poem used in GenR8 Christmas video**

*By Amy Scott Robinson*

On Christmas morn, a baby was born, Immanuel

***God with us!***

Small and poor, asleep in the straw, Immanuel

***God with us!***

Angels started singing at the baby's birth

All the hosts of heaven knew what he was worth

They told the frightened shepherds there'd be joy and peace on earth

Because of Immanuel

***God with us!***

He knew happy and sad, good and bad, Immanuel

***God with us!***

So we can depend on Jesus our friend, Immanuel

***God with us!***

When I'm scared and afraid and things aren't going well.

When I need someone to listen, someone to tell.

I know I have a friend who hears me well, Immanuel

***God with us!***

When I'm alone, I'm not on my own, because of Immanuel

***God with us!***

When I'm with mates and everything's great, He is Immanuel

***God with us!***

When my day's a mess and things have not gone as planned

When I need a shoulder or a helping hand

I've got my family and my friends who understand, AND Immanuel -

***God with us!***

**Some things to think about**

- Who do you think the poem is describing? Why?
- How would you describe 'Immanuel'?
- How might this poem help a Christian if they are going through a difficult time?

## Immanuel – Acrostic Quiz

Use what you know about the story of the first Christmas to complete the words in the Immanuel acrostic.

Mary and Joseph stayed in a stable in Bethlehem because there was no room at the I..

I \_ \_

Jesus mother was called M...

M \_ \_ \_

When Jesus was born he was laid in a M..... which normally held food for animals.

M \_ \_ \_ \_ \_

A..... appeared to the shepherds singing “Glory to God”.

A \_ \_ \_ \_ \_

They told them that Jesus had been born

Many schools put on a N..... play to tell the story of the first Christmas.

N \_ \_ \_ \_ \_ \_ \_

The shepherds found Jesus in a stable U.... a special star.

U \_ \_ \_ \_

Wise men came from the E... to worship Jesus

E \_ \_ \_

The wise men were guided to Jesus by the L.... of a star

L \_ \_ \_ \_

## Names of Jesus – Wordsearch

Immanuel is one of the names of Jesus that are used in the Bible. There are many others too. See if you can find the underlined words in the names of Jesus in the wordsearch.

W	T	L	E	S	W	U	S	R	K	S	W	B	R	R
D	O	F	A	A	C	H	Q	E	C	O	K	W	U	T
I	I	N	Y	M	E	X	Y	D	O	N	C	H	O	R
L	K	P	D	P	B	T	J	E	R	H	C	U	I	U
N	A	R	H	E	H	W	V	E	C	A	E	P	V	T
P	Q	E	E	G	R	C	S	M	Y	A	A	J	A	H
J	R	U	I	B	H	F	H	E	K	G	L	L	S	N
D	G	M	J	N	C	A	U	R	P	R	I	N	C	E
L	E	U	N	A	M	M	I	L	I	G	K	I	N	G
C	B	X	W	E	U	S	Y	S	H	S	L	A	B	W
J	D	M	W	Z	V	A	U	T	S	T	T	H	M	Q
K	C	W	C	H	Q	T	C	S	G	E	B	Y	O	J
O	D	D	J	M	P	E	E	V	E	S	M	Q	M	X
C	O	U	N	S	E	L	L	O	R	J	U	Q	X	I
I	W	J	G	G	I	G	R	T	S	P	I	A	M	U

JESUS CHRIST  
WONDERFUL  
COUNSELLOR  
MIGHTY GOD  
IMMANUEL  
PRINCE OF PEACE  
KING  
LAMB  
 THE WAY THE TRUTH  
 AND THE LIFE  
LIGHT  
MESSIAH  
REDEEMER  
ROCK  
SAVIOUR  
SHEPHERD  
SON OF GOD

## Make your own Nativity Scene

The sheets below are copyrighted to Jane Henderson, who is happy to offer them freely to schools, voluntary organisations and individuals.

The figures are grouped on four sheets, with a video to accompany each sheet, as they were initially designed to be used over the four Sundays of advent. You may, of course, choose to use them differently.

### Sheet 1

The **ox** and the **donkey** set the scene at the stable. The **angel** appeared to Mary and Joseph, and told them that they were to have a baby called Jesus, who would be the Son of God.

Video link: <https://www.youtube.com/watch?v=uZiA2rXuel&authuser=0>

### Sheet 2

The **shepherds** and **sheep** gather and the **star** begins to shine in the sky.

Video link: <https://www.youtube.com/watch?v=eVxlwaWe8rk&authuser=0>

### Sheet 3

The **wise men** and **camel** set out from the east.

Video link: <https://www.youtube.com/watch?v=jsdWNgXiw4k&authuser=0>

### Sheet 4

**Mary** and **Joseph** arrive at the stable. **Jesus** is born.

Video links: [https://www.youtube.com/watch?v=\\_FjijLzhl24&authuser=0](https://www.youtube.com/watch?v=_FjijLzhl24&authuser=0)

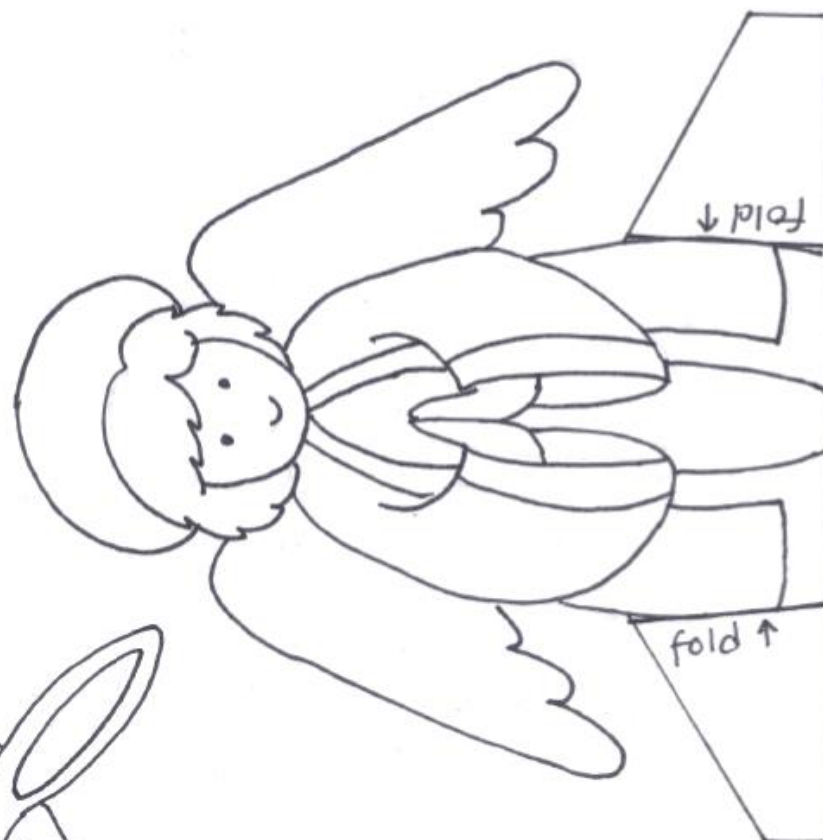

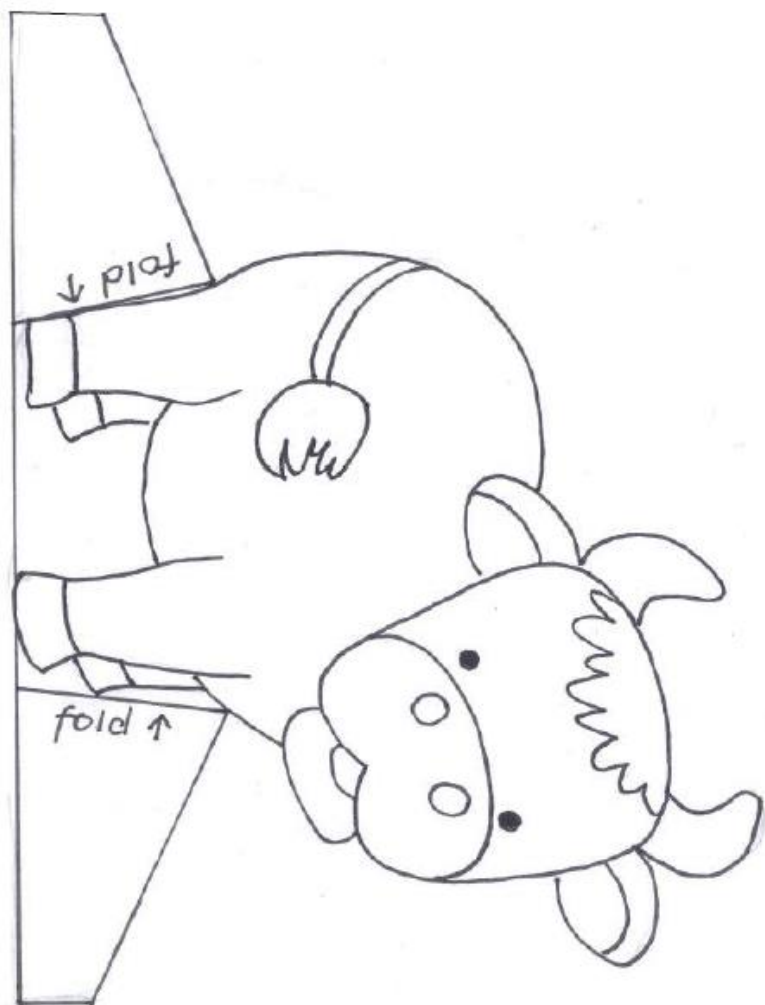
<https://www.youtube.com/watch?v=4khh9wBdWlQ&authuser=0>

Colouring before cutting out is recommended. The tab folds are at an angle so that when folded back the characters lean backwards slightly.



Copyright 2020 Jane Lydia Henderson


You may make digital or hard copies of this sheet for personal use or for distribution, as long as they are not used for any commercial purpose or financial gain






Copyright 2020 Jane Lydia Henderson

You may make digital or hard copies of this sheet for personal use or for distribution, as long as they are not used for any commercial purpose or financial gain



Cut out the star and use a sticky reusable putty to stick to the wall or other suitable place, behind and above your nativity scene .



Copyright 2020 Jane Lydia  
Henderson

You may make digital or hard  
copies of this sheet for per-  
sonal use or for distribution,  
as long as they are not used  
for any commercial purpose



Copyright 2020 Jane Lydia Henderson

You may make digital or hard copies of this sheet for personal use or for distribution, as long as they are not used for any commercial purpose or financial gain

