

Good Friends – Ruth and Naomi Ruth chapter 1

This GenR8 Connect looks at the importance of friendship and loyalty even when things are difficult. The story is found in the Bible in the book of Ruth (focussing on chapter 1): Naomi has lost both her sons and Ruth, her daughter-in-law, is mourning the loss of her husband. Ruth is a faithful friend to Naomi showing her love, loyalty and support despite the differences between them.

Keywords: Friendship, loyalty, trust, compassion, empathy, listening, forgiveness.

Reflection

Friendship is not always easy, particularly when people are going through hard times - they may not be easy to love. We all need people we can rely on, people who will forgive us when we get things wrong.

- What does it mean to be a good friend?
- Why do you think friends are important?
- Is it ever hard to be a good friend?
- Who do Christians believe is always their friend and will always forgive them?

Story Links

A short cartoon version of the story of Ruth and Naomi can be found here: <https://youtu.be/pyr3Ayl7zVY>

A longer version of the story which explains more of the background of Ruth and Naomi's friendship is here: https://youtu.be/_5ppDVbUs

Inspire Prayer Space Activity –



Equipment

- Two lengths of string or wool, of different colours.

Description

- Friends are very important to us as they can support us in difficult times as well as being with us in good times. This activity helps children to think about what makes a good friend and how they can be good friends to others. You may like to make some suggestions of what these events or characteristics might be.

Instructions

- Think about what makes a good friend – what are the important things. Think of times when someone has been a good friend to you, or you have had the chance to be a good friend to someone else.
- Take two pieces of string or wool, side by side, and tie a knot in them each time you think of one of these times, or a particular thing that makes a good friend. Keep this to remember what holds good friends together.



See below for activity sheet

Adapted from a Prayer Spaces in Schools resource



Good Friends – Picture Story

Ruth Chapter 1


Colour and cut out the six pictures of the story of Ruth and Naomi. Stick them on a page and write or stick the words describing the relevant part of the story next to each picture.




1.



2.



3.



4.



5.

6.



Ruth finds work collecting wheat

Naomi and Ruth have lots to eat

Naomi's husband and sons die. She is left with her two daughters-in-law from Moab.


There is famine in Israel. Naomi and her family move to Moab to get food.

Naomi and Ruth travel to Naomi's home in Israel.

Orpah says goodbye. Ruth stays with Naomi.

Ruth stayed with Naomi and helped her when things were difficult. She said, "Don't ask me to leave you! Let me go with you. Wherever you go, I will go; wherever you live, I will live. Your people will be my people, and your God will be my God." (Ruth chapter 1 verse 16)

What makes a good friend? – craft activity



Instructions:

1. Fill each petal with a word, sentence or picture that describes what a good friend does.
2. Decorate your friendship flower.
3. Cut out the flower and fold each petal along the dotted lines.

